


# Feed pumps

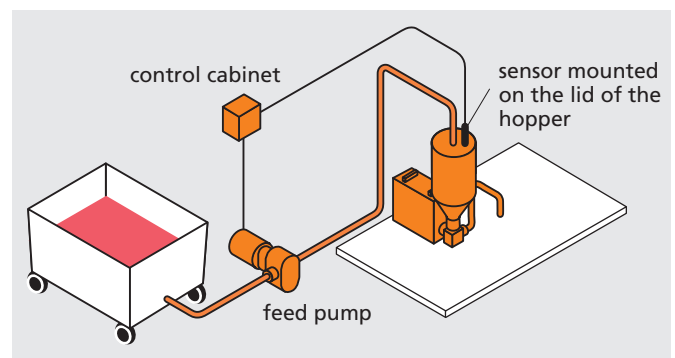
Equipment and accessories for the Fillflex system

**FILLFLEX**

– the flexible filling machines



The filler normally sucks the product directly from the storage tank. The built-in pump may, however, not manage to do so, when filling very viscous products. Then a feed hopper and a separate feed pump for filling the hopper is used. With a sensor and a level control, the product is automatically kept at a suitable level in the hopper.





### Ultrasonic sensor with control cabinet

The sensor is mounted in the lid of the hopper and is not in contact with the product.

**Order number:**  
TFA10300



### Dielectric sensor with control cabinet

The sensor and its electrodes are mounted in the lid of the hopper. The electrodes plunge into the product, which must be electrically conductive. An economical alternative to an ultrasonic sensor.

**Order number:**  
TFA10310



### Ultrasonic sensor with control cabinet – mounted on a trolley

The sensor is mounted in the lid of the hopper and is not in contact with the product.

**Order number:**  
TFA10400

**Add:**  
Impeller pump 28220, 28320 or  
gear pump M200, M210, M220



### Dielectric sensor with control cabinet – mounted on a trolley

The sensor and its electrodes are mounted in the lid of the hopper. The electrodes plunge into the product, which must be electrically conductive. An economical alternative to an ultrasonic sensor.

**Order number:**  
TFA10410

**Add:**  
Impeller pump 28220, 28320 or  
gear pump M200, M210, M220



Impeller pump 28220



Impeller pump 28320

## Impeller pumps, stainless

Suitable for a variety of thinly and viscous products, which also can contain solid particles, e.g. detergents, creme, food etc.

Capacity: max. 50 lit./min. (depending on pump model)

Material: acid-resistant stainless steel 316

Impeller: Nitril or Neopren

Seal: mechanical, graphite/ceramic

O-rings: Nitril

In-/outlet: 25 mm SMS

Motor: 0,55 kW

**Order number:**

28220/7105/6 (max pump capacity 25 l/min)

28320/7105/6 (max pump capacity 50 l/min)



Gear pump M210



Gear pump M220

## Gear pumps, stainless steel

Suitable for both thinly and viscous products without solid particles, e.g. oil and oil based products, solvent and water based paint, detergents, creme, food etc.

Capacity: max. 16 lit./min. (depending on pump model)

Material: acid-resistant stainless steel 316

Seal: mechanical, graphite/316

O-ring: Viton

Bearing: Teflon


In-/outlet: 25 mm SMS

Motor: 0,55 kW, 900 rpm

**Order number:**

M210SMS/6 (max pump capacity approx. 8 l/min)

M220SMS/6 (max pump capacity approx. 16 l/min)



Rotary lobe pump 2/013

### Rotary lobe pumps, stainless

Suitable for a variety of thinly and viscous products, which also can contain solid particles, e.g. detergents, creme, food etc.

Capacity: max. 150 lit./min. (depending on pump model)

Material: acid-resistant stainless steel 316

Seal: mechanical, graphite/316

O-rings: Viton

In/outlet: 1/005 – 25 mm SMS

1/008 – 38 mm SMS

2/013 – 38 mm SMS

2/018 – 51 mm SMS

Motor: 1/005 – 0,75 kW

1/008 – 0,75 kW

2/013 – 0,75 kW

2/018 – 1,5 kW.


**Order number:**

1/005/SK80 (max. pump capacity 50 lit./min.)

1/008/SK80 (max. pump capacity 80 lit./min.)

2/013/SK80 (max. pump capacity 100 lit./min.)

2/018/SK90 (max. pump capacity 150 lit./min.)



Motor and pump hood

### Hood for motor and pump

All rotary lobe pumps can be equipped with hood for motor and pump.

**Order number:**

Motor hood: Contact Fillflex

Pump hood: Contact Fillflex



## Feed hopper

Volume 10 litres.

**Order number:**

TFA10130-10/25 (connection 25 mm SMS)

TFA10130-10/51 (connection 51 mm SMS)



## Lid

With connections for level control and product feed.

**Order number:**

TFA10137